

Green Hearts and Green Bags

In 2019 you made bags for local Foodbanks. Your response was fantastic and much appreciated by the Foodbanks!

So for 2024 as part of the **WI's Green Hearts** campaign to **reduce** the use of **plastic** and **upcycle materials**

why not make a **Shopping Bag**
so Foodbanks don't have to use plastic bags?

- They don't have to be the colour green!
- You could re-use material – how many bags can you get from an old duvet?!
- You could remind people of the green hearts message by using green hearts to decorate the bags!
- The bag should be 45cm x 45cm minimum – check out www.morsbags.com for a pattern or see overleaf!

Drop your bags off at the PA Stand at FAM 2024 or deliver your bags on

Wednesday 14th February

Green Hearts Day

10.00am – 12.30pm

Join the Public Affairs Sub-Committee for coffee at **Evelyn Suffield House** to mark the day and deliver your bags!

You might still want to make Green Hearts to give out locally on 14th February – do send us a photo of what you have done!

HOW TO MAKE A MORSBAG

KEEP MATERIAL OUT OF LANDFILL AND PLASTIC OUT OF THE ENVIRONMENT

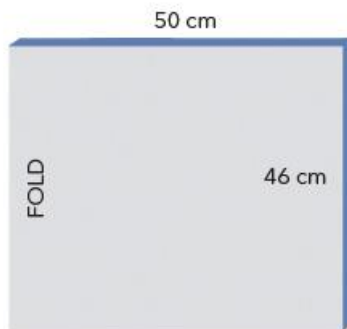
You will need:

- 1 piece of material 46cm x 100cm (18" x 40")
- 2 pieces of material 46cm x 10cm (18" x 4")
- Thread
- Sewing Machine
- Iron

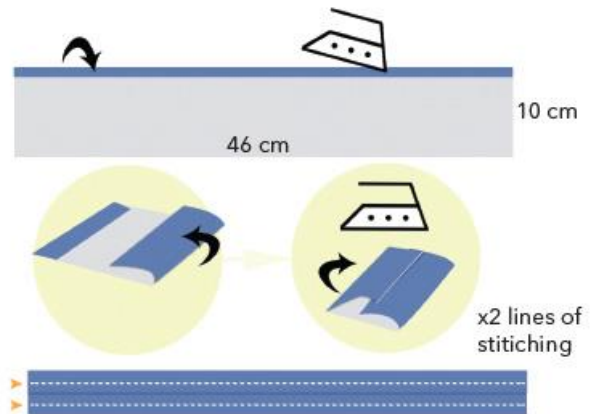


PREPARING FABRIC

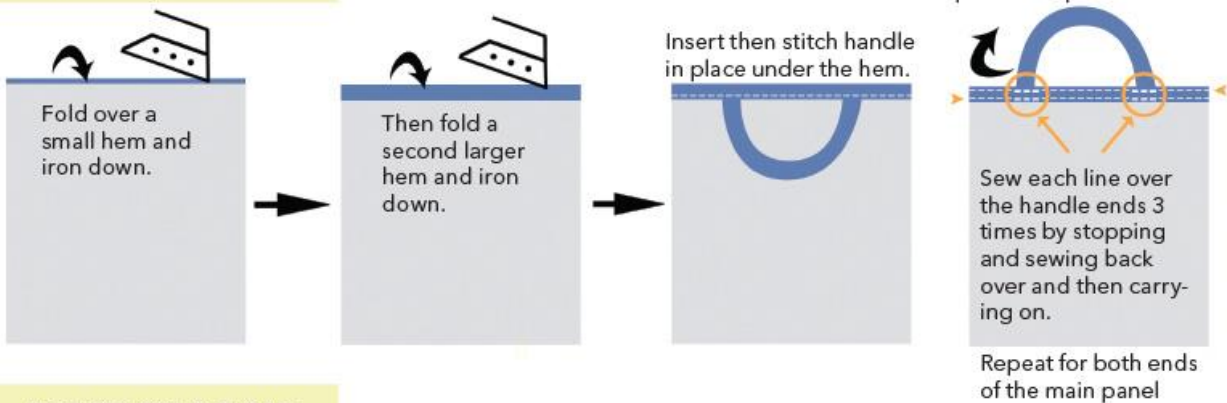
Fold the larger material in half along the shorter edge. This forms the bottom of the bag.



MAKING THE HANDLES



MAKING THE SIDES



ASSEMBLING THE BAG

